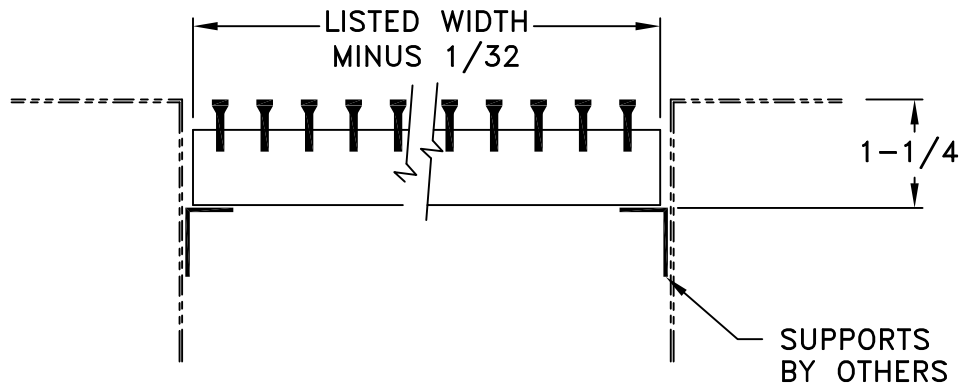
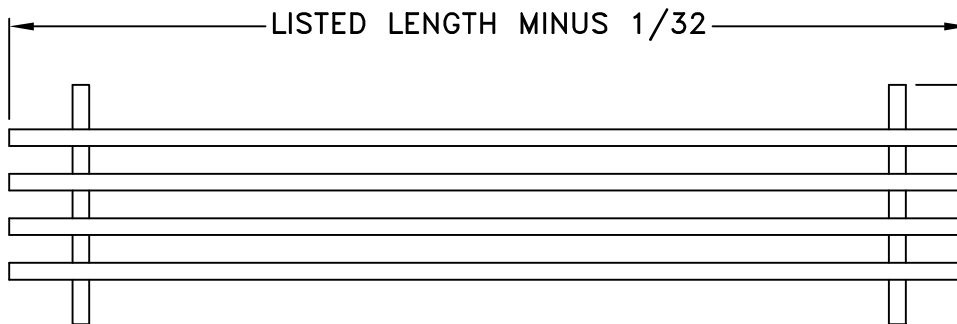


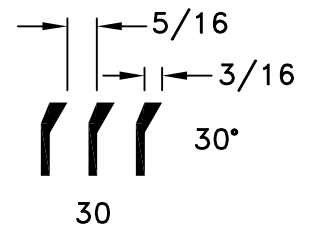
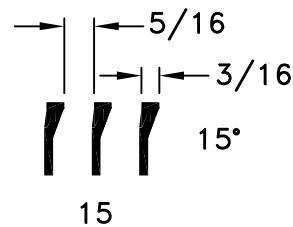
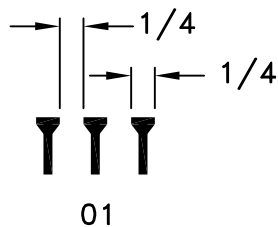
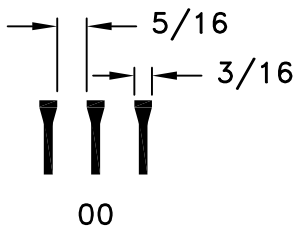
- EXTRUDED ALUMINUM CONSTRUCTION
- MINIMUM SIZE: 4 LONG X 1-1/2 WIDE ONE PIECE CONSTRUCTION
- MAXIMUM SIZE: 72 LONG X 24 WIDE ONE PIECE CONSTRUCTION
- WIDTH DIMENSION IN 1/2 INCH INCREMENTS ONLY
- LENGTHS OVER 72 INCHES ARE MULTIPLE SECTIONS WITH KEYWAY SPLICES
- FINISH: WHITE (W) OR SATIN ANODIZED (SA)



**MOUNTING
STYLE 00
FLOOR OR SILL**



FACE BARS - 1/2 INCH CENTERS



JOB NAME: _____
 LOCATION: _____
 ARCHITECT: _____
 ENGINEER: _____
 CONTRACTOR: _____

SUBMITTED BY: _____

DATE: 01/11/08

SD-9606

LF SERIES
Linear Grilles
Bars Only