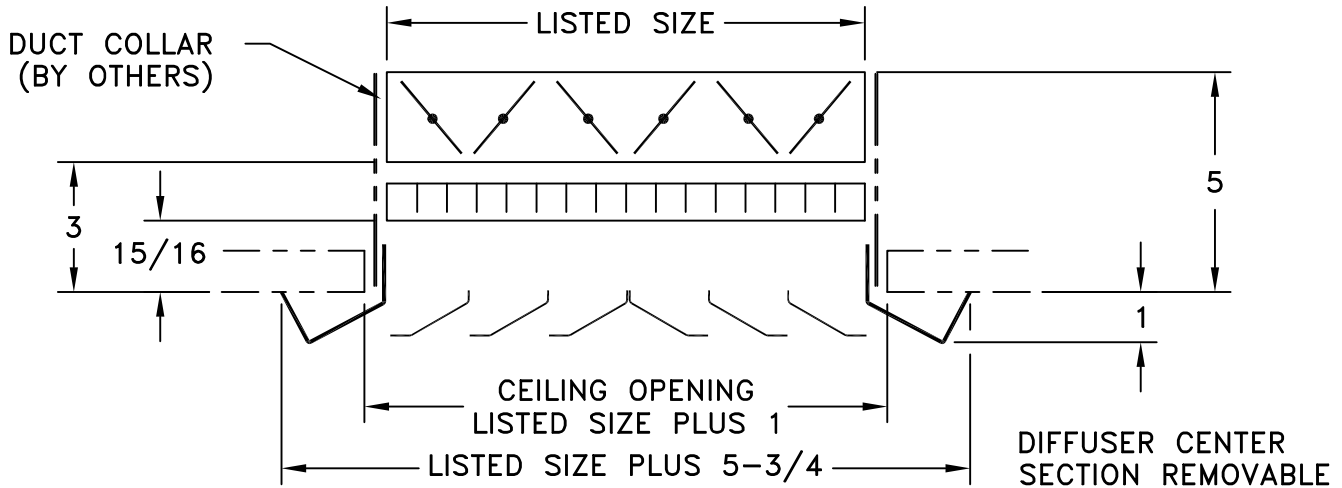


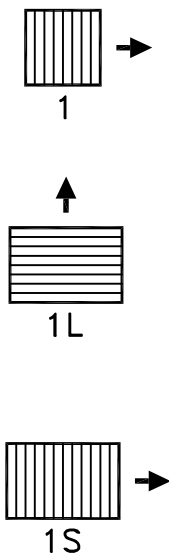
- ALL STEEL CONSTRUCTION
- DIFFUSERS MADE IN LISTED SIZES OF 6 TO 24 INCH
- AVAILABLE IN 3 INCH INCREMENTS
- OPTIONAL FIELD MOUNTED CONTROL GRID: MODEL SR6
- OPTIONAL FACTORY MOUNTED DAMPER: SPECIFY AS SRSD
- FINISH: WHITE (W) ENAMEL

DIFFUSER WITH OPTIONAL CONTROL GRID & O.B. DAMPER

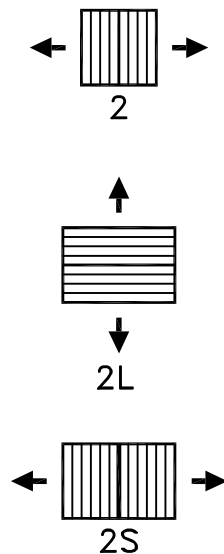


PLAN OR REFLECTED CEILING VIEWS

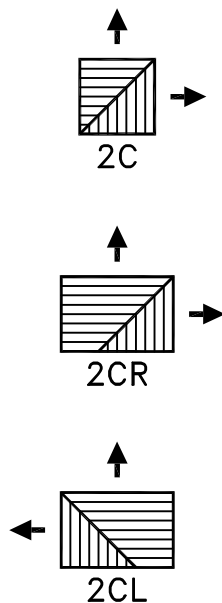
ONE-WAY



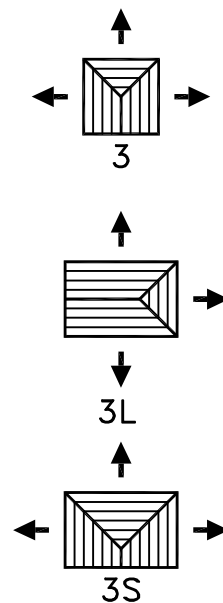
TWO-WAY



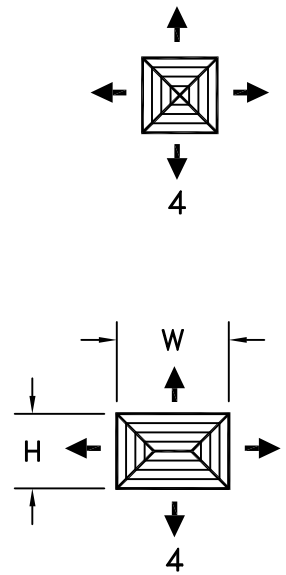
TWO-WAY CORNER



THREE-WAY



FOUR-WAY



JOB NAME: _____
 LOCATION: _____
 ARCHITECT: _____
 ENGINEER: _____
 CONTRACTOR: _____

SUBMITTED BY: _____

DATE: 4/11/08

SD-9206

SRS
 Steel Diffuser
 Removable Core
 1- 4-Way Air Pattern
 Step Down Margin