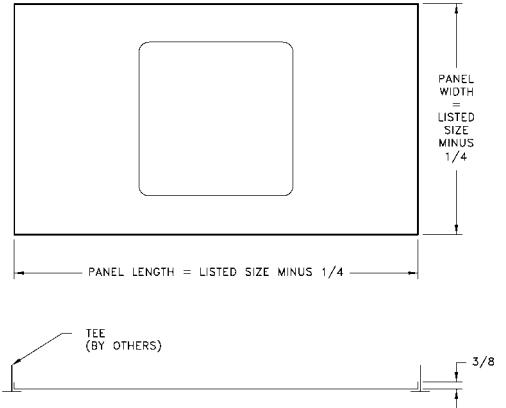


P Filler Panel

- Steel or aluminum construction
- Available in 9 sizes from 12" x 12" to 36" x 36" in 12" increments
- Bright White finish

Diffusers are factory-installed (must order with diffuser).

P Filler Panel Available Sizes
12" x 12", 24" x 12", 36" x 12", 48" x 12", 24" x 24", 36" x 24", 48" x 24", 36" x 36"




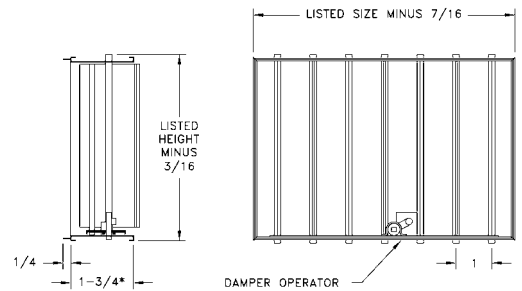
Miscellaneous



AD Aluminum Opposed-Blade Damper


- Extruded aluminum construction
- Opposed-blade damper
- Controls the air volume from full flow to shut-off

AD Available Sizes
Minimum: 6" x 4", 1 3/4" x 4"
Maximum: 24" x 24" One-Piece



Model VN Vane

- Available in the following models:
2", 4" and 4" acoustical
- Constructed from 24-gauge (4") and 26-gauge (2") galvanized steel
- 10' lengths
- Assembles quickly and easily to rail without screws or fasteners
- Acoustical vane utilizes a perforated inner vane wall and insulation for sound absorption



Model RA Rail

- Available in the following models:
2" and 4" widths
- Constructed from 22-gauge galvanized steel
- 10' lengths
- Assembles quickly and easily to vane with self-aligning tabs
- Extra wide flange for easy mounting



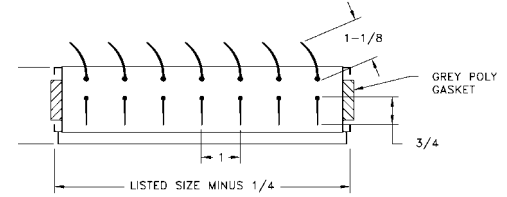
Vane and Rail assembly



DT Air Diverter

- Extruded aluminum construction
- Two sets of individually adjustable blades
- Equalizes flow and controls volume at collar take-offs to registers and grilles
- Equipped with gasket around outside of frame for positioning firmly in duct
- Mill finish

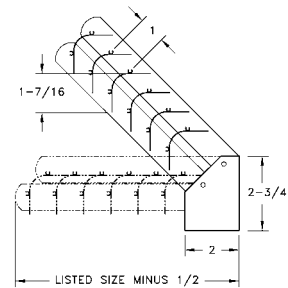
DT Available Sizes
Minimum: 6" x 4"
Maximum: 48" x 48"



FT Flexiturn

- Extruded aluminum construction
- Designed to pick up air from the main trunk at branch take-offs and divert it toward the grille
- Mounts easily with sheet metal screws
- Gang-operated blades move from 45 degrees open to fully closed
- Positive setting
- Mill finish

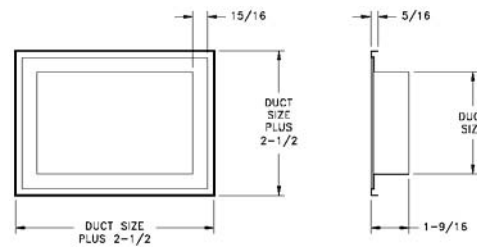
FT Flexiturn Available Sizes
Minimum: 8" x 4"
Maximum: 36" x 18"



APF Aluminum Plaster Frame

- Aluminum construction
- Provides attractive appearance for registers and grilles around plaster
- Bright White finish

APF Available Sizes
Minimum: 6" x 4"
Maximum: 48" x 48"



6100 Access Door

- Steel construction
- Provides easy access to all types of heating, ventilation and air conditioning equipment
- Continuous door hinge located on long dimension
- Metal cam-lock fastening devices
- Bright White finish

HT	6100 Available Sizes (in.)							
	WIDTH							
6	X							
8		X						
10			X					
12				X				
14					X			
16						X		
18							X	
20								X

